

Invacare® | **Spectra[®] XTR**



Freedom of movement

The *Invacare Spectra^{XTR}* has been developed to combine powerful driving performance with comfort. High torque motors and a unique suspension design provide a smoother, easier ride. The interchangeable seating systems offer unrivalled flexibility and modularity, this feature coupled with a new easy to remove cable free battery system makes the *Spectra^{XTR}* extremely quick and simple to service.



Yes, you can.®



Driving performance and comfort

The **Spectra[®] XTR** has a specially designed suspension system. The springs are mounted centrally under the seat and attach to a long swing arm which improves traction and enhances outdoor performance and comfort. **Spectra[®] XTR** is available in two speeds 6 and 10 km/h. Its compact dimensions offers excellent manoeuvrability, and the chair's width can be reduced below 59 cm. Plus the seat riser option further increases accessibility by offering a total raised height of 30cm.

Modularity – functional and adaptable

Powered wheelchairs are often used for long periods of time, with three interchangeable seating systems offering a wide range of seating options the **Spectra[®] XTR** offers a tailor made solution for comfort and positioning.

Serviceability and transportability

With a clever and robust mechanism for detaching the seat from the wheelbase, transportation, storage and servicing are rendered refreshingly trouble-free. Just one cable has to be disconnected when

taking the **Spectra[®] XTR** apart. To make servicing even easier, the cable free batteries slide out smoothly and without effort.

Features and Options



Removable seat unit

Pull a strap, lift the seat and disconnect the remote cable in order to take the seat off. It couldn't be easier!



Lock back kerb rider

The kerb rider can be locked back out of the way during transfer.



Removable batteries

Separate cable free battery boxes slide in and out without any effort. High-end sockets connect automatically.



Different applications

Choice of two castor sizes depending on customer requirements.

Features and Options



Narrow width

The total width with the option of small castors is below 59 cm.



Spring for suspension

A comfortable drive and safe traction are ensured even at high speeds.



Standard seat

Features tension adjustable backrest for individual support.



Firm seat unit

Padded robust seating. Cross compatible with the well known **Spectra Plus** seat.



Flex II seat








A comfort style seat supporting good posture. Cross-compatible with the well known *Rea™* seat.










Swing out anti tippers

A useful feature for storing the wheelbase.

Technical data

							
Standard Seat	44 - 48 cm ¹	41, 46, 51 cm	46 cm 4 / 47 - 77 cm ¹¹	48 / 54 cm ⁴	29 - 36 cm ⁴	29 - 47 cm ^{4,5}	0° - 20° / 0° - 28° cm ¹¹
Flex II Seat	39 - 43, 44 - 48, 49 - 53 cm ²	43 - 51 cm	46 cm 4 / 47 - 77 cm ¹¹	56 cm ⁴	24 - 31 cm, 26 - 34 ⁴	29 - 47 cm ^{4,5}	0° - 20° / 0° - 28° cm ¹¹
Firm Seat	44 - 48, 40 - 44, 34 - 37 cm ³	30, 33, 35, 38, 44, 48 cm	46 cm 4 / 47 - 77 cm ¹¹	43 / 57 cm ⁴	26 - 39 cm ⁴	20 - 48 cm ^{4,5}	0° - 20° / 0° - 28° cm ¹¹

							
Standard Seat	-10° - 30° ¹² 2 - 22° ¹³	59 / 62 cm ⁶	94 / 95 cm ¹¹	116 cm ⁷ 121 cm ¹¹	82 / 84 ⁶	98 kg ¹⁰	130 kg
Flex II Seat	0° - 30° / 0° - 20° cm ¹¹	59 / 62 cm ⁶	98 / 99 cm ¹¹	116 cm ⁷ 121 cm ¹¹	82 / 84 ⁶	94 kg ¹⁰	130 kg
Firm Seat	0° - 30° / 0° - 22° cm ¹²	59 / 62 cm ⁶	105 / 106 cm ¹¹	116 cm ⁷ 121 cm ¹¹	82 / 84 ⁶	91 kg ¹⁰	130 kg



50 Ah


160 cm
163 cm¹¹

6 cm⁸


18% (10°)



2 x 230 W


30 km⁹


6 / 10 km/h

- 1/** seat cushion 43 cm
2/ seat cushions 35.5; 40.5; 45.5 cm
3/ seat upholstery 43 cm, 39 cm, 33 cm
4/ measured without seat cushion / upholstery
5/ certain legrest lengths are restricted to a special legrest type

- 6/** depending on castor size
7/ incl. standard legrests
8/ 10 cm with kerb climber
9/ according to ISO 7176-4:2008
10/ total weight is depending on configuration
11/ with seat lifter
12/ manual settable in 6 steps
13/ powered



G-Trac™ option available

Frame colours



Black



Transparent blue



Electric red



Silver metallic

© 2010 Invacare® International Sarl
All rights reserved.

All information quoted is believed to be correct at time of print.
Invacare® reserves the right to alter product specifications without prior consultation.

Spectra XTR - UK - 09/2010 - 1523817



More detailed information, technical data, references for transport or description of certain options can be found in the wheelchair's user manual.



Yes, you can.®